

ODT Installation  
Oracle FLEXCUBE Investor Servicing  
Release 12.3.0.0.0  
[September] [2016]



---

# Table of Contents

- 1. ODT INSTALLATION ..... 1-1
  - 1.1 INTRODUCTION ..... 1-1
  - 1.2 INSTALLING ODT (OPEN DEVELOPMENT TOOL) ..... 1-1

---

# 1. ODT Installation

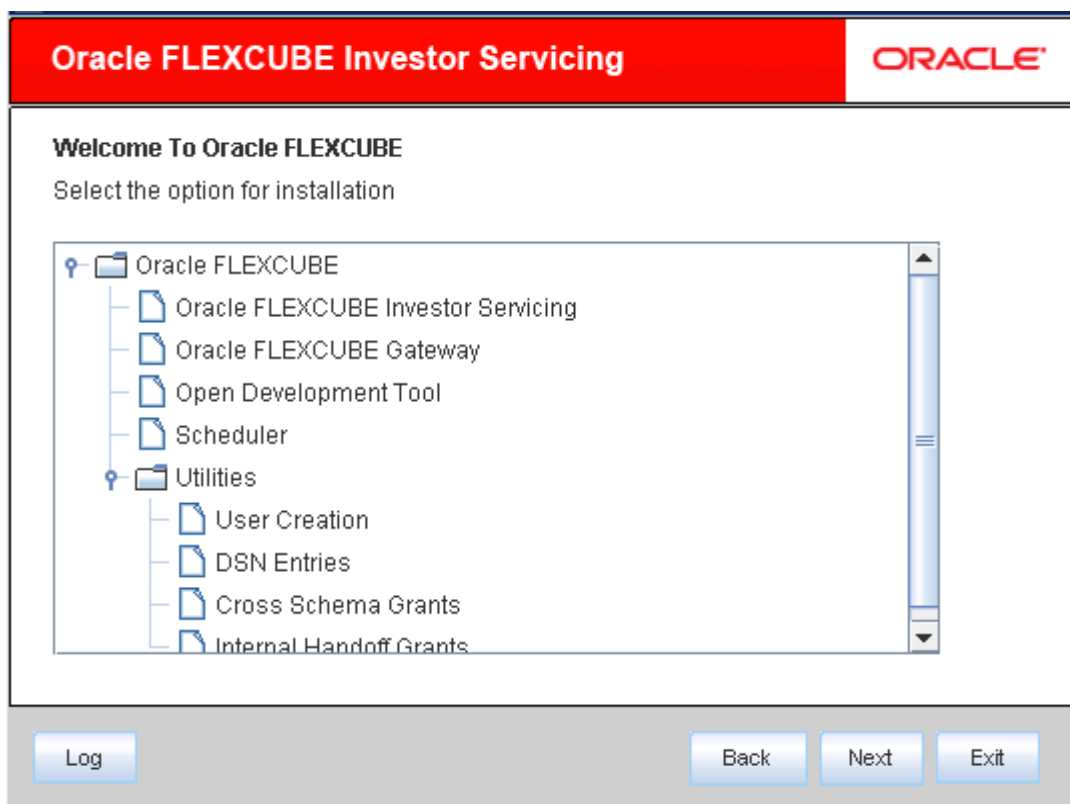
## 1.1 Introduction

This document explains about the creation of .war file using ODT and setting up database for ODT installation.

## 1.2 Installing ODT (Open Development Tool)

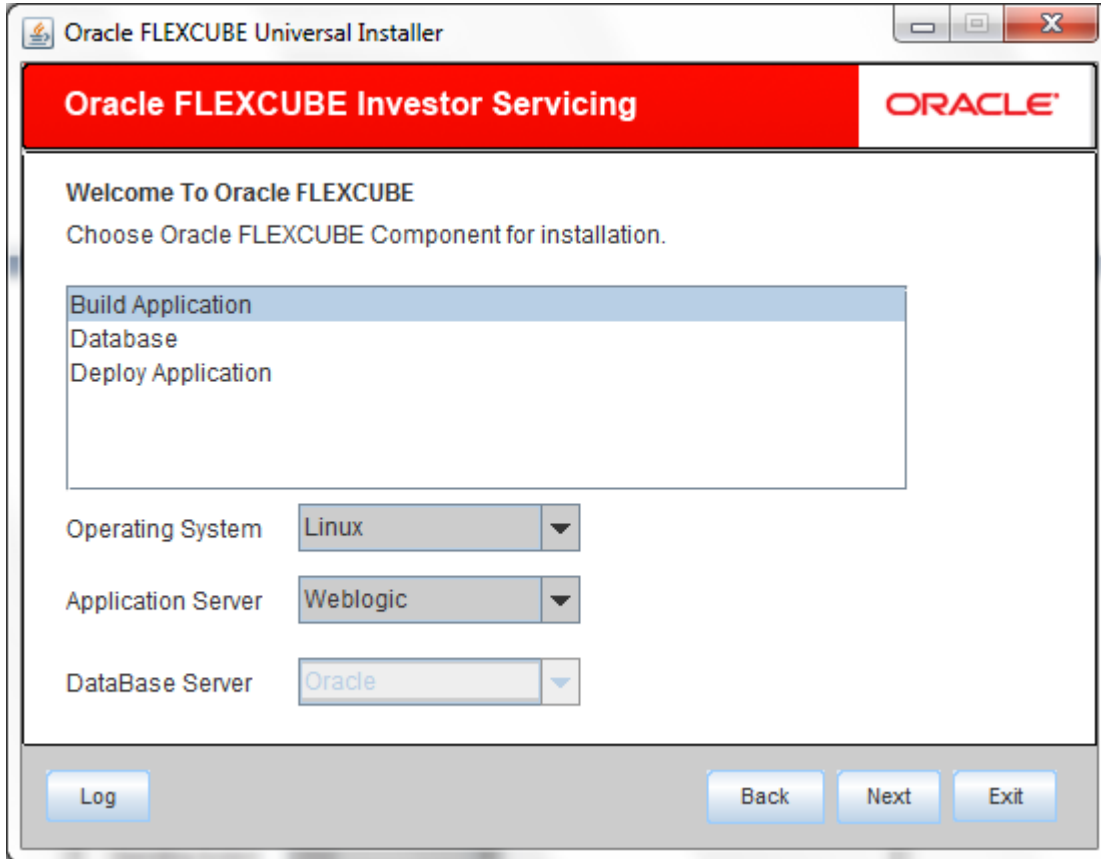
To install ODT, follow the steps given below:

1. Click 'Next'. The following screen is displayed.



2. Click 'Open Development Tool'.

3. Click 'Next'. The following screen is displayed.



4. Select 'Build Application' as Oracle FLEXCUBE component for installation.
5. Specify the following details.

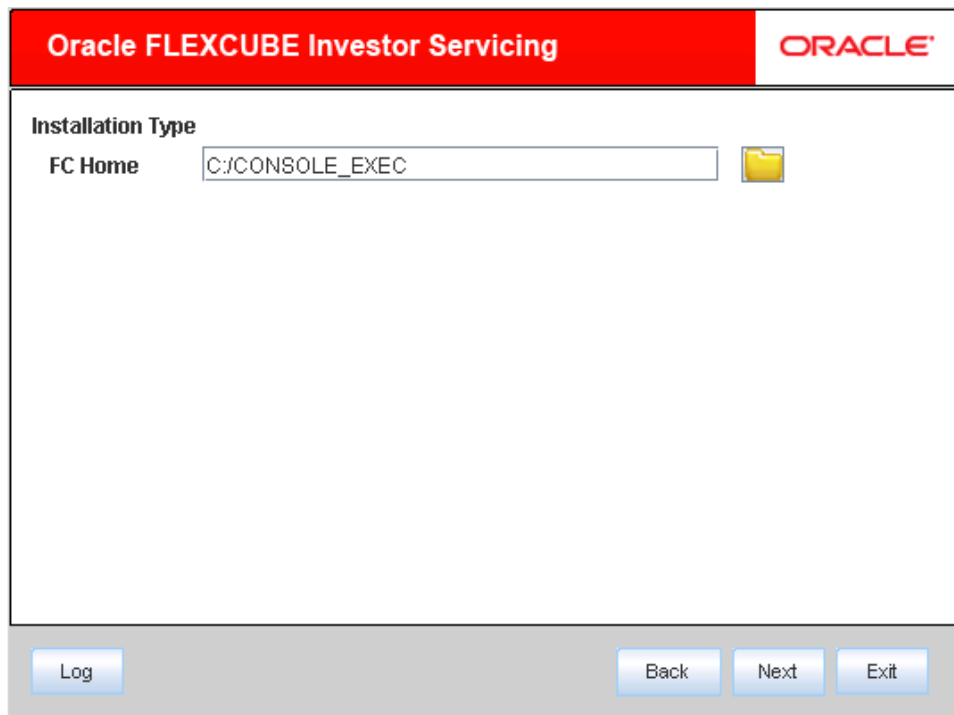
#### **Operating System**

Specify the operating system in which you are installing Oracle FLEXCUBE.

#### **Application Server**

Specify the application server on which you are installing Oracle FLEXCUBE.


Click 'Next'. The following screen is displayed.



Oracle FLEXCUBE Investor Servicing

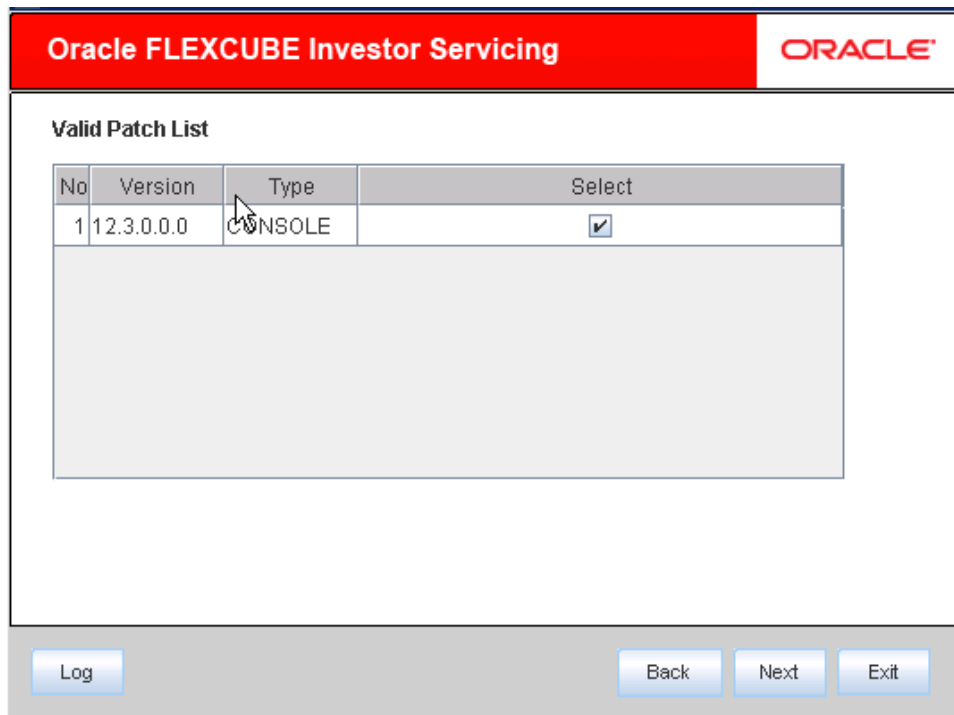
ORACLE

Installation Type

FC Home  

Log Back Next Exit

6. Browse for CONSOLE\_EXEC path and click 'Next'. The following screen is displayed:



Oracle FLEXCUBE Investor Servicing

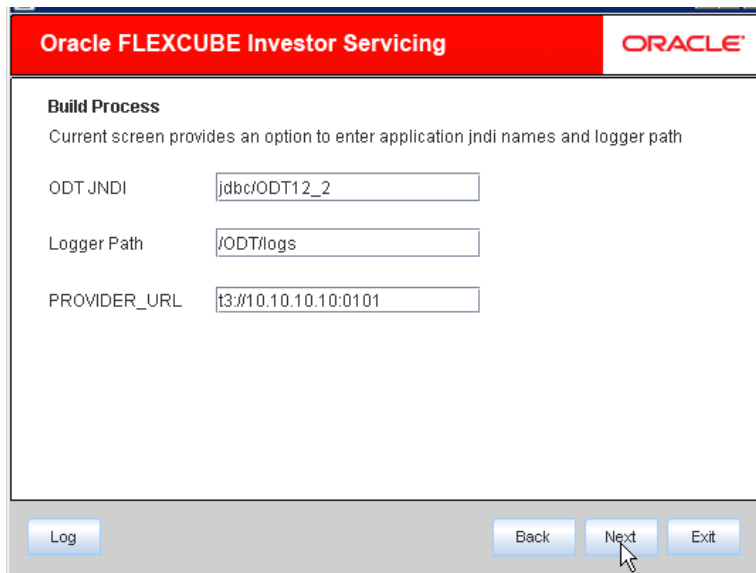
ORACLE

Valid Patch List

No	Version	Type	Select
1	12.3.0.0.0	CONSOLE	<input checked="" type="checkbox"/>

Log Back Next Exit

7. Select the Console type and click Next. The following screen is displayed:



8. Specify the following details.

#### ODT JNDI

Specify the JNDI for the ODT.

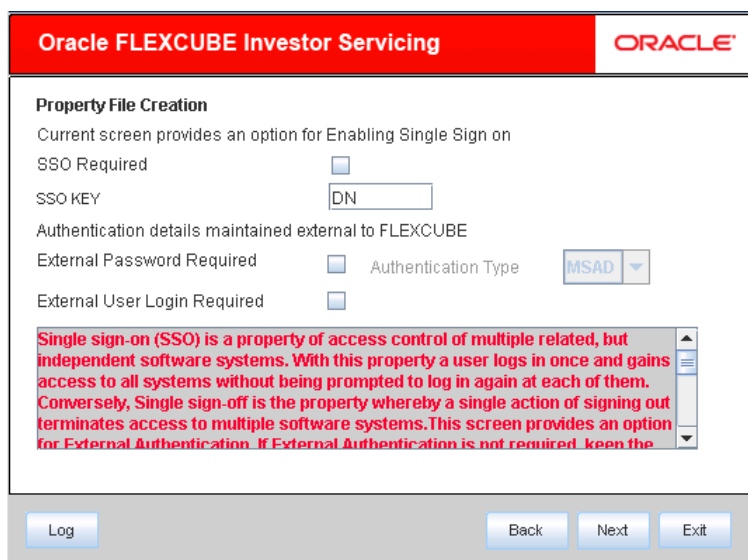
#### Logger Path

Specify the path where the logs have to be written.

#### Provider\_URL

Specify the provider URL.

9. Click 'Next'. The following screen is displayed.



This is an external authentication window. If external authentication is not required, then uncheck all the options and click 'Next'. The following screen is displayed:

**Oracle FLEXCUBE Investor Servicing** ORACLE

**Property File Creation**

Choose Enable SSL option for Securing confidential user information

☒ SSL Enabled?

☒ OPSS Available

**If the SSL Enabled option is unchecked then this setting will put your application at risk. OFSS will not hold any responsibility for the Data Loss.**

**OPSS CSF : A credential store is used for secure storage of credentials. CSF is used to access and perform operations on the credential store. The Credential Store Framework enables to manage credentials securely**

Log Back Next Exit

Check both the options and click 'Next'. The following screen is displayed:

**Oracle FLEXCUBE Investor Servicing** ORACLE

**Build Process**

Specify the destination directory, application name

Destination Directory D:\DESTTEMPDIR

Application Name RAD

Log Back Next Exit

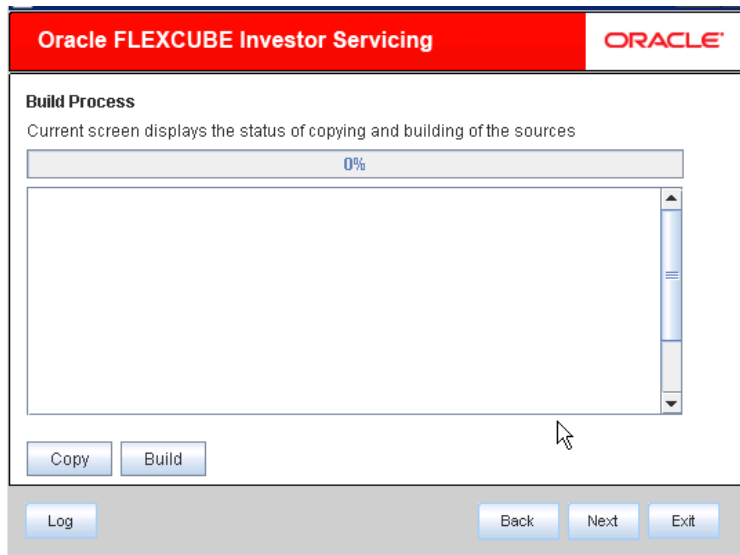
### Destination Directory

Specify the destination directory. You can use the directory icon to browse to the source directory location.

## Application Name

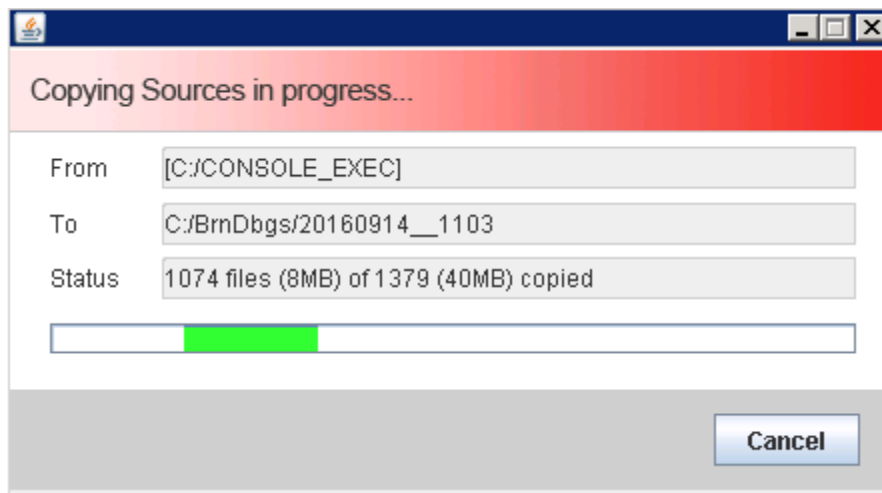
Specify the desired name for the application. For example,: RAD.

Click 'Next. The following screen is displayed.



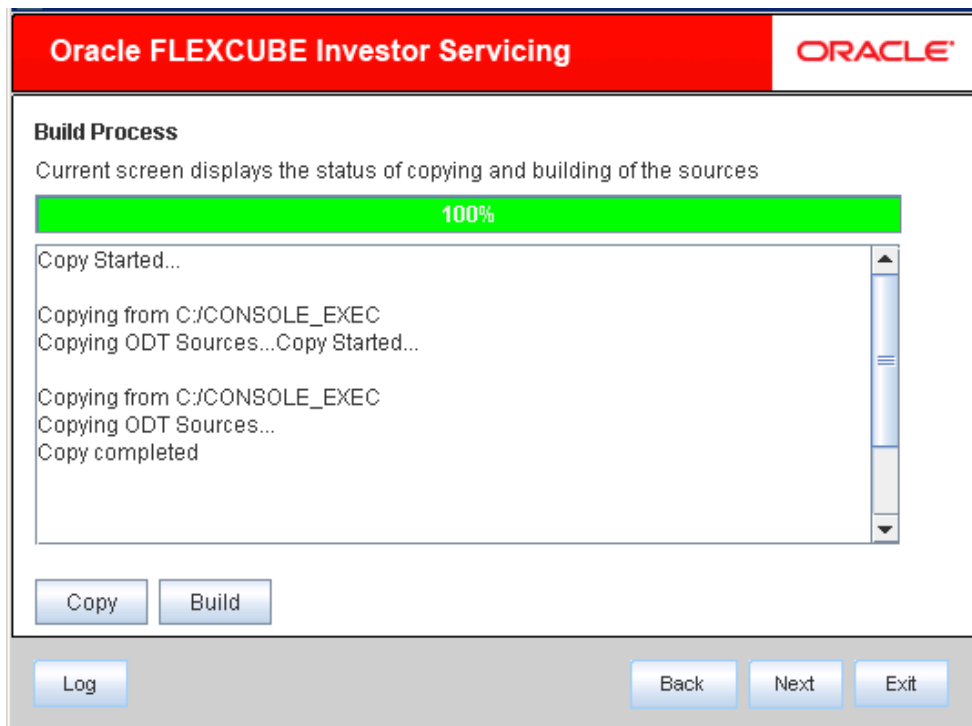
You can select all the source directories in this screen. The Installer will copy the sources from the multiple locations into the destination directory. You can have consolidated sources in the destination directory.

Click 'Copy' button to copy sources to the destination location. The following screen is displayed:



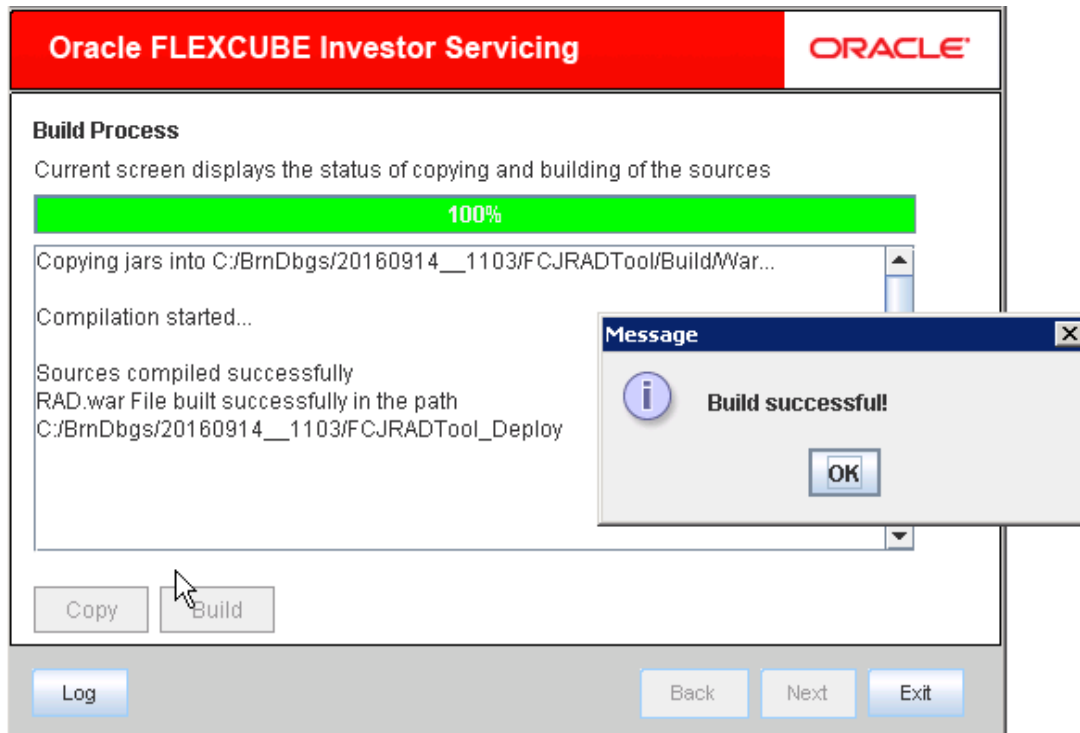


Once the copying process is done, the following screen is displayed:

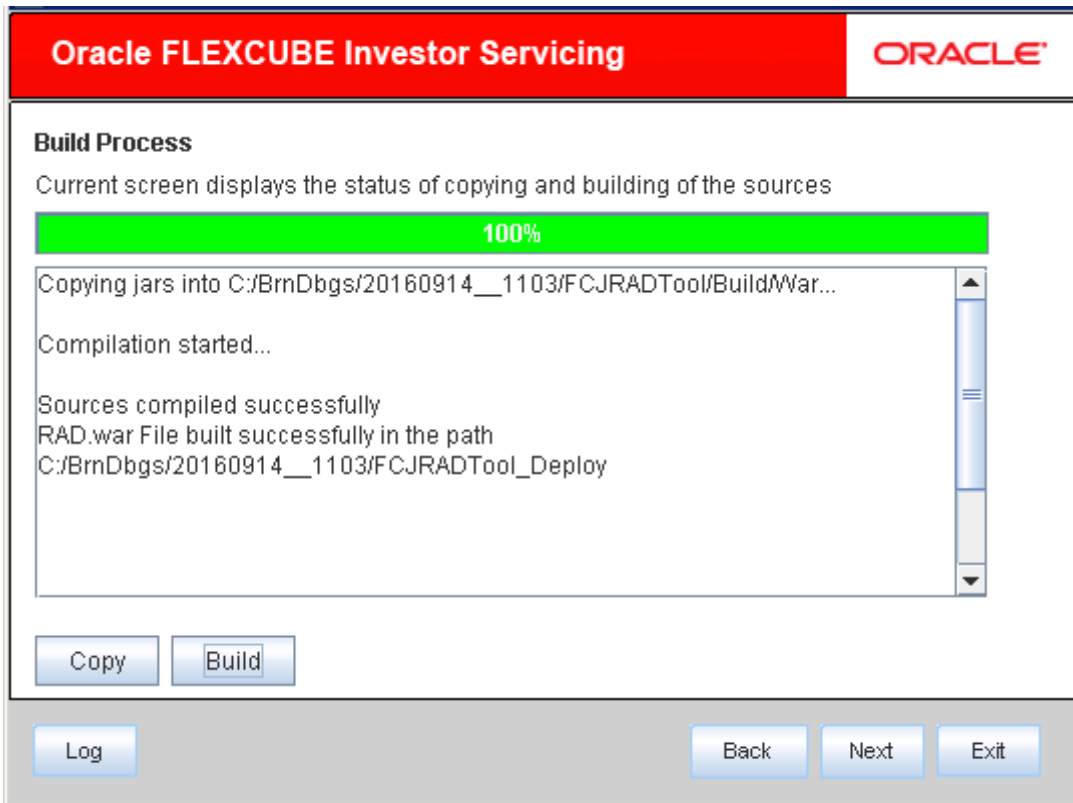


Click 'Build' button to build the war file in the destination location.

The system displays the following screen when the copying is complete.



Click OK. The following screen is displayed:





ODT EAR Building  
[September] [2016]  
Version 12.3.0.0.0

Oracle Financial Services Software Limited  
Oracle Park  
Off Western Express Highway  
Goregaon (East)  
Mumbai, Maharashtra 400 063  
India

Worldwide Inquiries:  
Phone: +91 22 6718 3000  
Fax: +91 22 6718 3001  
[www.oracle.com/financialservices/](http://www.oracle.com/financialservices/)

Copyright © [2007], [2016], Oracle and/or its affiliates. All rights reserved.

Oracle and Java are registered trademarks of Oracle and/or its affiliates. Other names may be trademarks of their respective owners.

**U.S. GOVERNMENT END USERS:** Oracle programs, including any operating system, integrated software, any programs installed on the hardware, and/or documentation, delivered to U.S. Government end users are "commercial computer software" pursuant to the applicable Federal Acquisition Regulation and agency-specific supplemental regulations. As such, use, duplication, disclosure, modification, and adaptation of the programs, including any operating system, integrated software, any programs installed on the hardware, and/or documentation, shall be subject to license terms and license restrictions applicable to the programs. No other rights are granted to the U.S. Government.

This software or hardware is developed for general use in a variety of information management applications. It is not developed or intended for use in any inherently dangerous applications, including applications that may create a risk of personal injury. If you use this software or hardware in dangerous applications, then you shall be responsible to take all appropriate failsafe, backup, redundancy, and other measures to ensure its safe use. Oracle Corporation and its affiliates disclaim any liability for any damages caused by use of this software or hardware in dangerous applications.

This software and related documentation are provided under a license agreement containing restrictions on use and disclosure and are protected by intellectual property laws. Except as expressly permitted in your license agreement or allowed by law, you may not use, copy, reproduce, translate, broadcast, modify, license, transmit, distribute, exhibit, perform, publish or display any part, in any form, or by any means. Reverse engineering, disassembly, or decompilation of this software, unless required by law for interoperability, is prohibited.

The information contained herein is subject to change without notice and is not warranted to be error-free. If you find any errors, please report them to us in writing.

This software or hardware and documentation may provide access to or information on content, products and services from third parties. Oracle Corporation and its affiliates are not responsible for and expressly disclaim all warranties of any kind with respect to third-party content, products, and services. Oracle Corporation and its affiliates will not be responsible for any loss, costs, or damages incurred due to your access to or use of third-party content, products, or services.

